

## FY 2023 PHYSICAL PLAN

Department : DEPARTMENT OF MIGRANT WORKERS  
 Agency : OFFICE OF THE SECRETARY  
 Operating Unit : CENTRAL OFFICE  
 Organization Code (UACS) : 400010100000


Particulars	UACS CODE	Current Year's Accomplishments			Physical Targets (Budget Year)				Variance	Remarks	
		Actual Jan. 1- Sept. 30	Estimate Oct. 1- Dec. 31	TOTAL	TOTAL	1st Qtr.	2nd Qtr.	3rd Qtr.			4th Qtr.
1	2	3	4	5=3+4	6=7+8+9+10	7	8	9	10	11=6-5	12
<b>I. OPERATIONS</b>											
Organizational Outcome <i>Empowerment and Protection of Overseas Filipino Workers ensured</i> Program											
A. Overseas Employment and Welfare Program Performance Indicators	3101000000000000										
Outcome Indicators											
1. Percentage of clients who rate the services as good or better		94.22%	94.06%	94.14%	94%	94%	94%	94%	94%	-0.14%	
2. Percentage of registered jobseekers placed for overseas employment		4.79%	1.70%	6.49%	100%	100%				93.51%	2022 target is 5%
3. Percentage of LGUs that were able to implement reintegration program		N/A	N/A	N/A	100%	100%				N/A	New Indicator
Output Indicators											
1. Percentage of Overseas Employment Certificates issued within the prescribed period		100%	100%	100%	100%	100%	100%	100%	100%	0%	
2. Percentage of target Migrant Workers Resource Center (MWRC) established and operationalized		N/A	N/A	N/A	100%	100%				N/A	New Indicator

Particulars	UACS CODE	Current Year's Accomplishments			Physical Targets (Budget Year)					Variance	Remarks
		Actual Jan. 1- Sept. 30	Estimate Oct. 1- Dec. 31	TOTAL	TOTAL	1st Qtr.	2nd Qtr.	3rd Qtr.	4th Qtr.		
1	2	3	4	5=3+4	6=7+8+9+10	7	8	9	10	11=6-5	12
3. Number of beneficiaries assisted and served		N/A	N/A	N/A	1,017,960 (100%)	152,694 (15%)	254,490 (25%)	305,388 (30%)	305,388 (30%)	N/A	New Indicator
<i>B. Overseas Employment Regulatory Program</i>	3102000000000000										
Outcome Indicators											
1. Percentage of licensed recruitment and manning agencies compliant with recruitment rules and regulations		99.87%	100%	99.68%	100%	100%			0.32%	2022 target is 80%	
2. Percentage decrease in the number of illegal recruitment complainants		5.56%	36.51%	36.51%	-5%	-5%			-41.51%	2022 target is -15%	
3. Percentage of targeted Anti-Illegal Recruitment and Trafficking-in-Person (AIRTIP) partnership agreements with stakeholders evaluated and approved		N/A	N/A	N/A	100%	100%			N/A	New Indicator	
Output Indicators											
1. Percentage of applications for licenses, Special Recruitment Authority and Letter of Acknowledgment acted upon within the prescribed period		100%	100%	100%	100%	100%	100%	100%	100%	0%	
2. Disposition rate of new adjudication cases filed (January to June of current year) decided by year-end (December of the same year)		27.02%	22.50%	49.52%	50%	50%			0.48%	2022 target is 25%	
3. Percentage of licensed recruitment and manning agencies inspected and assessed		62.93%	16.07%	86.70%	100%	100%	100%	100%	100%	13.30%	2022 target is 80%


Particulars	UACS CODE	Current Year's Accomplishments			Physical Targets (Budget Year)					Variance	Remarks
		Actual Jan. 1- Sept. 30	Estimate Oct. 1- Dec. 31	TOTAL	TOTAL	1st Qtr.	2nd Qtr.	3rd Qtr.	4th Qtr.		
1	2	3	4	5=3+4	6=7+8+9+10	7	8	9	10	11=6-5	12
<i>C. Labor Migration Policy and International Cooperation Program</i>	3103000000000000										
Outcome Indicator											
1. Percentage of obligations and commitments to migration-related international organizations and treaties complied and implemented		N/A	N/A	N/A	100%	100%				N/A	New Indicator
Output Indicators											
1. Percentage increase in the number of negotiated international agreements and treaties on labor migration		N/A	N/A	N/A	20%	20%				N/A	New Indicator
2. Number of country and occupation specific employment contracts formulated and implemented		N/A	N/A	N/A	20	20				N/A	New Indicator
<i>D. Maritime Research and Skills Competency Program</i>	3104000000000000										
Outcome Indicators											
1. Percentage of seafarer-trainees employed a year after completion of training		78%	78%	78%	82%	82%				4%	2022 target is 40%
2. Percentage of seafarer-trainees whose jobs after completion of training are related to skills acquired		93%	93%	93%	100%	100%				7%	2022 target is 25%
3. Percentage of research papers used as input to policy formulation and program and development		50%	50%	50%	100%	100%				50%	2022 target is 50%
Output Indicators											
1. Number of trainees/participants who completed the course		9,104	3,426	12,530	10,000	10,000				-2,530	2022 target is 7,000

Particulars	UACS CODE	Current Year's Accomplishments			Physical Targets (Budget Year)				Variance	Remarks	
		Actual Jan. 1- Sept. 30	Estimate Oct. 1- Dec. 31	TOTAL	TOTAL	1st Qtr.	2nd Qtr.	3rd Qtr.			4th Qtr.
1	2	3	4	5=3+4	6=7+8+9+10	7	8	9	10	11=6-5	12
2. Percentage of trainees issued with certification within 72 hours from successful completion of all course requirements		100%	100%	100%	100%	100%				0%	
3. Number of research completed		0	2	2	2	2				0	


Prepared by:

  
**ROMIL F. TUANDO**  
 Director IV  
 Strategic Planning and Management Service

In coordination with:

  
**MARLITO D. RODRIGUEZ**  
 Director IV  
 Finance Service

Approved by:

  
**ATTY. PATRICIA YVONNE M. CAUNAN**  
 OIC-Secretary